

2022



COMMON RESIDENTIAL ELECTRIC RATES

The rate you are currently billed under is listed on your bill. Please review this entire guide to determine which rate is best suited for you. You may have made significant changes in the way you use electricity at your home and may find another rate more appropriate.

Please note that the charges shown in this guide do not include various adjustments that PSEG Long Island includes in its bill. It is important to note that your bill also includes a Power Supply Charge at a cost per kWh basis. For a further explanation, see the sections regarding “Additional Information” and “Other Charges.”

Religious organizations, veterans’ organizations and qualified community residences may choose service under an appropriate residential or non-residential service classification, subject to a minimum term of one year.

If you would like further information, please call **1-800-490-0025** or visit our Web site at **PSEGLINY.com**

Important information, keep for your records.



PSEG LONG
ISLAND

Table of Contents

| | |
|---|----|
| Contacting PSEG Long Island | 2 |
| What Makes Up the Cost of Electric Service? | 4 |
| Common Residential Electric Rates | 5 |
| Standard Rates | 6 |
| “Time-Of-Use” Rates | 6 |
| Energy Storage Rates | 11 |
| Residential Electric Rate Pricing | 12 |
| Additional Information | 14 |
| Other Charges | 14 |

Contacting PSEG Long Island



By Phone

You can report an electric emergency 24 hours a day, seven days a week. All general inquiries will be answered Monday - Friday from 8 a.m. to 8 p.m., excluding holidays.

To Report an Electrical Emergency

1-800-490-0075

To Report a Theft of Service

631-755-6871

Billing Inquiries/Automated Account Services

1-800-490-0025

Contacting PSEG Long Island cont'd.

General Inquiries

1-800-490-0025

Additional Customer Services

1-800-490-0025

- Critical Care Program
- Friendly Follow-Up Program
- Medical Emergencies
- Peace of Mind Program

Energy Efficiency Infoline

1-800-692-2626

Se Habla Español

1-800-490-0085

Outside Metro New York area

631-755-6000

Hearing or Speech-Impaired

711

Online

PSEGLINY.com

In-person Payments

Find a Western Union location at <https://location.westernunion.com> or scan this code with your phone's camera.



What Makes Up the Cost of Electric Service?

The total cost of electric service is made up of various charges. The two most significant are:

- Delivery & System Charges – the cost to bring electricity to you
- Power Supply Charges – the cost of the electricity you've used

When we talk about PSEG Long Island's "rates," this refers only to **Delivery & System Charges**. Unlike the cost of power, these charges do not fluctuate with market conditions and are set by the Long Island Power Authority. The Delivery & System Charges also include certain transition charges collected on behalf of the Utility Debt Securitization Authority and a daily service charge. This "Basic Service" charge is simply the very minimum cost to provide a 24/7 connection to the electric system.

The **Power Supply Charge** is subject to fluctuations that occur in the energy marketplace. PSEG Long Island does not own power generation facilities. Therefore, as with all other electric utilities in New York State, PSEG Long Island purchases the power necessary to meet our customers' needs, including an appropriate reserve margin. This cost is made up of both power purchased directly and the cost of fuel used to generate electricity. In addition to appearing on your bill, the current Power Supply Charge can be found at [PSEGLINY.com](https://www.psegliny.com).

The electric rate on your bill is determined by what you use electricity for. The following pages provide detailed descriptions of our rates and their pricing. Compare the rate shown on your bill with its description here to ensure that you are billed under the correct rate.

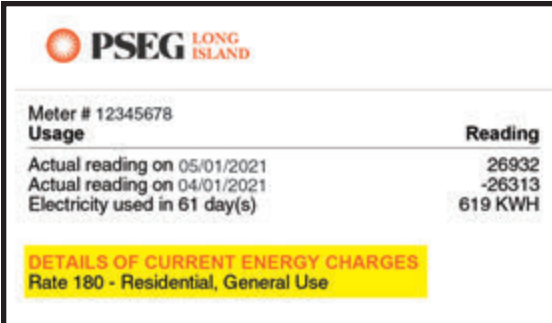
For the other charges included in your bill see page 14.

Common Residential Electric Rates

For most customers, electricity rates are based on what is considered "general" use, in other words, powering your lights, electric appliances and devices. Some customers use electricity as a home and/or water heating source in addition to general use. Rates typically vary by the time of year (i.e. summer vs. winter), but not by the time of day you use electricity.

"Time-of-use" (TOU) rates are available to customers with smart meters. Unlike a standard rate, like 180, pricing for a TOU rate changes based on the time of day. Electricity costs more during "peak" times and less during "off-peak" times. This offers new savings opportunities, for example by charging an electric vehicle overnight. Just be aware that peak pricing can be as much as two times standard rates. For full details see page 6.

Your rate is shown on the back of your bill in the "Details of Current Energy Charges" section.



| Meter # 12345678 | Reading |
|-------------------------------|---------|
| Usage | |
| Actual reading on 05/01/2021 | 26932 |
| Actual reading on 04/01/2021 | -26313 |
| Electricity used in 61 day(s) | 619 KWH |

DETAILS OF CURRENT ENERGY CHARGES
Rate 180 - Residential, General Use

The following pages contain descriptions of our most common residential rates. For rate pricing, see page 12.

Complete rate information is available in the "Tariff for Electric Service" at [PSEGLINY.com](https://www.psegliny.com)

Standard Rates

If billed on the discounted Household Assistance Program, a “D” precedes the rate number and the rate description includes “Household Assistance.” See page 14 for more information.

Rate 180/D180 - Residential, General Use

Applies to customers who use electricity for general use (i.e., lights and appliances) and water heating, but not for space heating.

Rate 580/D580 - Residential, Home Heating

Applies to customers who heat the entire building solely with an electric heat system, with the exception of fireplaces and coal/wood burning stoves.

“Time-of-Use” Rates

PSEG Long Island’s time-of-use (TOU) rate options provide customers with new savings opportunities based on their lifestyles.

TOU rate plans give you access to lower electricity prices at different times of the day, similar to other types of “off-peak” pricing.

A few simple changes to switch energy use to lower-priced time periods can make a big difference, but these rates are not right for everyone.

Our online Rate Comparison tool can help you quickly calculate the best rate for your household, based on your actual energy use. Get started and learn more about TOU at PSEGLINY.com/timeofuse.

Switching to one of the new TOU rate plans is easy. If you find it’s not right for you, you can just as easily switch back to a standard, non-TOU rate at any time.

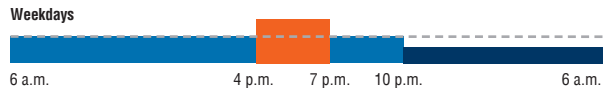
“Time-of-Use” Rates cont’d.

Rate 190: Residential, Time-of-Use, Short Peak (3 hour)

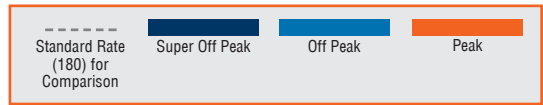
Super Off-Peak from 10 p.m. to 6 a.m. Three-hour Peak from 4 p.m. to 7 p.m.

| Time Period | June - Sept. | Oct. - Nov. April - May | Dec. - March |
|--|--------------|----------------------------|--------------|
| Daily Service Charge: (Per Day) | \$0.4600 | \$0.4600 | \$0.4600 |
| Super Off-Peak - 10 p.m. - 6 a.m., every day | | | |
| Delivery Charge: per kWh | \$0.0595 | \$0.0595 | \$0.0595 |
| Power Supply Charge: 60% of monthly published rate (about 6¢ per kWh) | | | |
| Off-Peak - All hours outside Super Off-Peak and Peak hours | | | |
| Delivery Charge: per kWh | \$0.0992 | \$0.0992 | \$0.0992 |
| Power Supply Charge: equal to monthly published rate (about 10¢ per kWh) | | | |
| Peak - 4 p.m. - 7 p.m. Weekdays (except Federal holidays) | | | |
| Delivery Charge: per kWh | \$0.2292 | \$0.1444 | \$0.1895 |
| Power Supply Charge: 198.7% of monthly published rate (about 20¢ per kWh) | | | |
| Power Supply Charge adjusts monthly based on energy market prices. Current price can be found online at PSEGLINY.com/rates . | | | |

Short Peak (3 Hour)



Weekends and Federal Holidays



If you are on Short Peak (3 hour), Rate 190

You may switch to any other rate at any time and between Rate 190, 191 or 192 as often as you would like. If you return to Rate 180, 580 or switch to 193, you must wait one year before switching back to Rate 190, 191 or 192.

Why Choose Short Peak (3 hour)?

If your household can minimize energy use for just a three-hour period each weekday, you could save money. Every weekend and Federal Holiday is charged at or below standard rates.

This rate also includes an overnight Super Off-Peak period, all year, at a 40% discount off standard rates. You can save by running major appliances after 10 p.m. Super Off-Peak periods are also perfect to charge an electric vehicle or backup battery to augment a solar power system.

“Time-of-Use” Rates cont’d.

Rate 191: Residential, Time-of-Use, Late Peak (4 hour)

Super Off-Peak from 11 p.m. to 7 a.m. Four-hour Peak from 4 p.m. to 8 p.m.

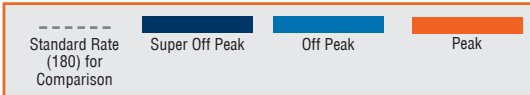
| Time Period | June - Sept. | Oct. - Nov. April - May | Dec. - March |
|---|--------------|----------------------------|--------------|
| Daily Service Charge: (Per Day) | \$0.4600 | \$0.4600 | \$0.4600 |
| Super Off-Peak - 11 p.m. - 7 a.m., every day | | | |
| Delivery Charge: per kWh | \$0.0595 | \$0.0595 | \$0.0595 |
| Power Supply Charge: 60% of monthly published rate (about 6¢ per kWh) | | | |
| Off-Peak - All hours outside Super Off-Peak and Peak hours | | | |
| Delivery Charge: per kWh | \$0.0992 | \$0.0992 | \$0.0992 |
| Power Supply Charge: equal to monthly published rate (about 10¢ per kWh) | | | |
| Peak - 4 p.m. - 8 p.m. Weekdays (except Federal holidays) | | | |
| Delivery Charge: per kWh | \$0.1974 | \$0.1247 | \$0.1582 |
| Power Supply Charge: 169.4% of monthly published rate (about 16¢ per kWh) | | | |
| Power Supply Charge adjusts monthly based on energy market prices. Current price can be found online at PSEGLINY.com/rates. | | | |

Late Peak (4 Hour)

Weekdays



Weekends and Federal Holidays



If you are on Late Peak (4 hour), Rate 191

You may switch to any other rate at any time and between Rate 191, 190 or 192 as often as you would like. If you return to Rate 180, 580 or switch to 193, you must wait one year before switching back to Rate 191, 190 or 192.

Why Choose Late Peak (4 hour)?

If your household has activities that keep you out of the house from 4 p.m. to 8 p.m., or you can minimize energy use during that time, you could save money. Every weekend and Federal Holiday is charged at or below standard rates.

This rate also includes an overnight Super Off-Peak period, all year, at a 40% discount off standard rates. You can save by running major appliances after 11 p.m. Super Off-Peak periods are also perfect to charge an electric vehicle or backup battery to augment a solar power system.

“Time-of-Use” Rates cont’d.

Rate 192: Residential, Time-of-Use, Early Peak (4 hour)

Super Off-Peak from 10 p.m. to 6 a.m. Four-hour Peak from 3 p.m. to 7 p.m.

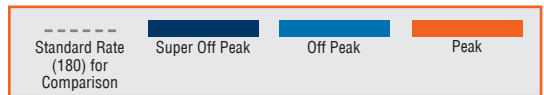
| Time Period | June - Sept. | Oct. - Nov. April - May | Dec. - March |
|---|--------------|----------------------------|--------------|
| Daily Service Charge: (Per Day) | \$0.4600 | \$0.4600 | \$0.4600 |
| Super Off-Peak - 10 p.m. - 6 a.m., every day | | | |
| Delivery Charge: per kWh | \$0.0595 | \$0.0595 | \$0.0595 |
| Power Supply Charge: 60% of monthly published rate (about 6¢ per kWh) | | | |
| Off-Peak - All hours outside Super Off-Peak and Peak hours | | | |
| Delivery Charge: per kWh | \$0.0992 | \$0.0992 | \$0.0992 |
| Power Supply Charge: equal to monthly published rate (about 10¢ per kWh) | | | |
| Peak - 3 p.m. - 7 p.m. Weekdays (except Federal holidays) | | | |
| Delivery Charge: per kWh | \$0.2000 | \$0.1348 | \$0.1687 |
| Power Supply Charge: 176.9% of monthly published rate (about 18¢ per kWh) | | | |
| Power Supply Charge adjusts monthly based on energy market prices. Current price can be found online at PSEGLINY.com/rates. | | | |

Early Peak (4 Hour)

Weekdays



Weekends and Federal Holidays



If you are on Early Peak (4 hour), Rate 192

You may switch to any other rate at any time and between Rate 192, 190 or 191 as often as you would like. If you return to Rate 180, 580 or switch to 193, you must wait one year before switching back to Rate 192, 190 or 191.

Why Choose Early Peak (4 hour)?

If your household has activities that keep you out of the house from 3 p.m. to 7 p.m., or you can minimize energy use during that time, you could save money. Every weekend and Federal Holiday is charged at or below standard rates.

This rate also includes an overnight Super Off-Peak period, all year, at a 40% discount off standard rates. You can save by running major appliances after 10 p.m. Super Off-Peak periods are also perfect to charge an electric vehicle or backup battery to augment a solar power system.

“Time-of-Use” Rates cont’d.

Rate 193: Residential, Time-of-Use, Overnight


Day rate from 6 a.m. to 11 p.m., Night rate from 11 p.m. to 6 a.m., every day.

| Time Period | June - Sept. | Oct. - May |
|---|--------------|------------|
| Daily Service Charge: (Per Day) | \$0.4600 | \$0.4600 |
| Night - 11 p.m. - 6 a.m., every day | | |
| Delivery Charge: per kWh | \$0.0595 | \$0.0595 |
| Power Supply Charge: 60% of monthly published rate (about 6¢ per kWh) | | |
| Day - 6 a.m. - 11 p.m. every day | | |
| Delivery Charge: per kWh | \$0.1226 | \$0.1006 |
| Power Supply Charge: 111.6% of monthly published rate (about 12¢ per kWh) | | |

Power Supply Charge adjusts monthly based on energy market prices. Current price can be found online at PSEGLINY.com/rates.

Overnight Rate

Every Day



If you are on Overnight, Rate 193

You may switch between Rate 180, 580 and 193 as often as you would like. If you switch to Rate 190, 191 or 192 and then return to Rate 180, 580 or 193, you must wait one year before switching back to Rate 190, 191 or 192.

Why Choose Overnight?

This rate offers just two time periods, with a low overnight price for seven hours every day, all year, at a discount of 40% off standard rates.

If your household can shift usage into the overnight period to charge an electric vehicle or backup battery to augment a solar power system, you could save money.

Closed “Time-of-Use” Rates

As of January 1, 2022, Rate M188 is closed to new customers and those already on another rate. As of January 1, 2023, the rate will no longer be available and customers on the rate will be transferred to Rate 180 or 580, unless there is a request to transfer to another time-of-use rate at least 30 days prior.

Rate M188 — Super Saver Rate (With or without space heating)

This rate is a voluntary “time-of-use” pilot program for customers with smart meters. It is to test both a new Advance Metering Infrastructure (AMI) system and time-based rates in certain geographical areas.

Closed “Time-of-Use” Rates

The rates below are closed to new customers or those already on another rate:

Rate 188/D188 - Residential, Voluntary, Multiple Periods

An optional “off-peak pricing” rate requiring usage that is:

- less than 39,000 kilowatt hours (kWh) annually or
- 12,600 kWh from June through September

The following rates apply to customers with higher usage, or expected usage of:

- more than 39,000 kilowatt hours (kWh) annually or
- 12,600 kWh from June through September

Rate 181 - Residential, Voluntary, Multiple Periods (Without space heating)

This rate is for customers who are considered non-space heating.

Rate 182 - Residential, Voluntary, Multiple Periods (Space Heating)

This rate is for customers who are considered space heating. The electric resistance heater or heat pump supplies all the heating requirement of the building and is permanently connected. (Fireplaces and coal/wood burning stoves are excluded.)

Rate 184 - Residential, Voluntary, Multiple Periods (With or without space heating)

Closed Energy Storage Rates

Rates 480/481 are closed to new customers or those already on another rate.

Rate 480/481 - Residential, Off Peak Storage

For Rate 180 customers who use electricity to store energy during the off-peak hours of:

- Midnight to 7:00 a.m. (Rate 480)
- 10:00 p.m. to 10:00 a.m. (Rate 481)

Requires separately metered, segregated circuits used only for energy storage at the specified times.

Residential Electric Rate Pricing

Effective January 1, 2022

Please review this entire guide to determine which rate is best suited for you. The rate you are currently billed under is listed on your bill. You may have made significant changes in the way you use electricity at your home and may find another rate more appropriate. All Service and Meter Charges are the per day cost.

Important Note

Please note that the charges shown in this guide are Delivery & System Charges, per meter. Your bill also includes a Power Supply Charge at a cost per kWh basis and various adjustments. For a further explanation, see “Additional Information” and “Other Charges.”

180/D180

| Time Period | June 1 - Sept. 30 | Oct. 1 - May 31 |
|-------------------------------|-------------------|-----------------|
| Service Charge: Standard Rate | \$0.4600 | \$0.4600 |
| Energy Charge: (per kWh) | | |
| First 250 kWh: Standard | \$0.0910 | \$0.0910 |
| Excess 250 kWh | \$0.1152 | \$0.0910 |

580/D580

| Time Period | June 1 - Sept. 30 | Oct. 1 - May 31 |
|-------------------------------|-------------------|-----------------|
| Service Charge: Standard Rate | \$0.4600 | \$0.4600 |
| Energy Charge: (per kWh) | | |
| First 250 kWh: Standard | \$0.0910 | \$0.0910 |
| Next 150 kWh | \$0.1152 | \$0.0910 |
| Excess 400 kWh | \$0.1152 | \$0.0514 |

Closed “Time-of-Use” and Energy Storage Rates

The rates below are closed to new customers and those already on another rate. For available TOU rates, see pages 7-10.

181

| Time Period | June 1 - Sept. 30 | Oct. 1 - May 31 |
|--|-------------------|-----------------|
| Service Charge: | \$2.1000 | \$2.1000 |
| Off-Peak -8 p.m.-10 a.m.; Saturday/Sunday | Period 1 | Period 2 |
| First 125 kWh | \$0.0617 | \$0.0617 |
| Excess 125 kWh | \$0.0617 | \$0.0617 |
| Peak -10 a.m.-8 p.m. Weekdays | Period 3 | Period 4 |
| First 125 kWh | \$0.0617 | \$0.0617 |
| Excess 125 kWh | \$0.1536 | \$0.1110 |

182

| June 1 - Sept. 30 | Oct. 1 - May 31 | June 1 - Sept. 30 | Oct. 1 - May 31 |
|-------------------|-----------------|-------------------|-----------------|
| \$2.1000 | \$2.1000 | \$2.1000 | \$2.1000 |
| Period 1 | Period 2 | Period 1 | Period 2 |
| \$0.0620 | \$0.0620 | \$0.0281 | \$0.0281 |
| \$0.0620 | \$0.0401 | \$0.0281 | \$0.0281 |
| Period 3 | Period 4 | Period 3 | Period 4 |
| \$0.0620 | \$0.0620 | \$0.0863 | \$0.0863 |
| \$0.1549 | \$0.0403 | \$0.3138 | \$0.0881 |

184

188/D188

| Time Period | June 1 - Sept. 30 | Oct. 1 - May 31 |
|--|-------------------|-----------------|
| Service Charge: Standard Rate | \$0.4600 | \$0.4600 |
| Meter Charge: Standard Rate | \$0.1400 | \$0.1400 |
| Off-Peak (Energy Charge: per kWh) | Period 1 | Period 2 |
| 8 p.m.-10 a.m.; Saturday/Sunday | \$0.0582 | \$0.0378 |
| Peak (Energy Charge: per kWh) | Period 3 | Period 4 |
| 10 a.m.-8 p.m. Weekdays | \$0.3685 | \$0.1025 |

M188/DM188 — Super Saver

| Time Period | June 1 - Sept. 30 | Oct. 1 - May 31 |
|--|-------------------|-----------------|
| Service Charge: Standard Rate | \$0.4600 | \$0.4600 |
| Off-Peak (Energy Charge: per kWh) | Period 1 | Period 2 |
| 7 p.m.-2 p.m. and Saturday/Sunday | \$0.0601 | \$0.0601 |
| Peak (Energy Charge: per kWh) | Period 3 | Period 4 |
| 2 p.m.-7 p.m. Weekdays | \$0.4277 | \$0.1520 |

480/481

| Time Period | Midnight - 7 a.m. | 10 p.m. - 10 a.m. |
|--------------------------|-------------------|-------------------|
| Service Charge: | \$0.4200 | \$0.4200 |
| Energy Charge: (per kWh) | \$0.0159 | \$0.0177 |

Additional Information

Household Assistance Program (identified by a “D” in front of the rate code) – Discount for customers participating in at least one of the following programs in the last 12 months: HEAP, Medicaid, SNAP, Family Assistance (FA) or Safety Net Assistance (SNA), SSI, Veteran’s Pension or Veteran’s Surviving Spouse Pension. If you would like further information, please call 1-800-490-0025 or visit our website at PSEGLINY.com

The PSEG Long Island Green Choice Program is a voluntary program, in which PSEG Long Island customers may elect to purchase environmental attributes created by renewable energy to further encourage the development of this resource. A customer participating in the program can select an eligible Green Marketer and provide it with the necessary enrollment information. The Green Marketer may offer customers a number of renewable energy service options, including energy from wind, hydro-power and bioenergy resources. The Green Marketer charges for the attributes will be in addition to and included on your PSEG Long Island bill. To learn more, visit us at PSEGLINY.com.

Proration of Bills – When the charge under a rate code is for a monthly (30-day) billing period, and a bill covers a period of either more or less than 30 days, this charge will be prorated. Prorating is done by adjusting the charge by a ratio of the number of days shown on your bill to 30 days. Charges are also prorated if usage crosses seasonal rates.

Other Charges

Distributed Energy Resources (DER) Charge – the cost of customer programs such as energy efficiency and conservation, as well as new technologies and methods for producing and storing energy.

NY State Assessment – Recovers costs imposed on utilities as per Public Service Law, Article 1 section 18-a(2) and 18-a(6). Payable to the State of New York.

Revenue Based PILOTS & Sales Tax – Payments In Lieu Of Taxes, or PILOTS, are state and local taxes on utility revenues. This does not include property taxes assessed on the electric system, which make up 15% of your bill. Sales tax, if applicable, is shown separately on each bill.

Other Charges cont’d.

Suffolk Property Tax Adjustment – The amount collected from Suffolk County customers representing the overpayment of property taxes to the Shoreham taxing jurisdictions from a court-ordered legal settlement dated January 11, 2000.

Revenue Decoupling Adjustment – This billing adjustment is used by utilities to separate, or decouple, revenue from energy sales and encourage programs that help customers use less energy. It balances the actual revenue collected from delivery rates with the authorized revenue target. The adjustment is a credit when excess revenue is refunded to customers or a charge to avoid a shortfall in the revenue required to run and maintain the electric system.

Delivery Service Adjustment – This billing adjustment creates a better way to account for unpredictable costs, including storm repairs, that are part of providing you with electric service. If actual costs are lower than budgeted costs, it is a credit returned to you. If actual costs are higher than budgeted costs, it is a charge. The goal is long-term electric rate stability.

Customer Benefit Contribution (CBC) Charge – The cost of customer-funded public benefit programs. Applicable to net meter customers who connect on or after January 1, 2022.

Late Payment Charge – A late payment charge at the rate of one and one-half percent (1.5%) per monthly billing period will be applied if payment is not received by the “Pay by” date on the bill. Customers who make payments on time under the terms of a deferred payment agreement are not subject to late payment charges. Bills paid by the Department of Social Services or another governmental entity are not subject to late payment charges.

Reconnection Charges – When PSEG Long Island reconnects a customer’s electric service that has been terminated for non-payment of bills, a reconnection charge of eighty dollars (\$80.00) is applied. A reconnection charge of eighty dollars (\$80.00) will also be billed when a customer requests termination of service and then reapplies for service at the same premises within a 12-month period.

PSEG Long Island LLC and its operating subsidiary have been appointed as agent by the Long Island Power Authority to provide the day-to-day management and operations services of its electric utility system.

